

For info of  
CARE (VSVR)  
Q211  
1575

# DELHI TRANSCO LIMITED

(A Govt. of NCT of Delhi Undertaking)

Regd. Office: - Shakti Sadan, Kotla Marg, New Delhi-110002

Corporate Identification Number (CIN) - U40103DL2001SGC111529

Telephone no-23235380- Tele-fax: - 23238064, Website – www.dtl.gov.in

No. F. 4/DTL/ 402 / CS/ 2014-15 / 22

Date: 15<sup>th</sup> May, 2014

To

Mr.S.K. Kaushik  
Deputy General Manager & Compliance Officer,  
IFCI Limited, IFCI Tower,  
61, Nehru Place,  
New Delhi-110019

DGM (SKK) :-

15/5

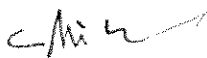
Dear Sir,

Please find enclosed herewith Quarterly Report for the period ending March 31, 2014.  
We also confirm that:-

1. There is no major change in the composition of Board of Directors, which may amount to change in control as defined in SEBI ( Substantial Acquisition of Shares and Takeovers) Regulations, 2011, and
2. Delhi Transco Limited has complied with the provisions of Companies Act, 1956, the Listing Agreement as well as the provisions of the Trust deed. and
3. Delhi Transco Limited has not received any complaint during the period ending 31<sup>st</sup> March 2014. There are also no pendencies of any complaints.
4. There are no outstanding litigations, which would materially affect interest of the Debenture holders.

Thanking you,

Yours faithfully,  
For Delhi Transco Limited



P. K. Mallik  
Executive Director (C.G.) & Company Secretary

Encl: As above

P. K. Mallik  
Company Secretary  
Delhi TRANSCO Ltd.  
Shakti Sadan, Kotla Marg  
New Delhi-110002



**DELHI TRANSCO LIMITED**  
(A Govt. of NCT of Delhi Undertaking)  
(Shakti Sadan, Kotla Road)  
New Delhi 110002

No: F.DTL/310/A.M (F)/C.A/14-15/

Dated: 15.05.2014

**Quarterly Report for the period ended 31.03.2014 for IFCI (Debenture Trustee)**

1. The previous due date for the payment of interest and that all interest/principal due till date has been paid to Debenture holder:  
*Due date of payment of interest are 2<sup>nd</sup> September and 2<sup>nd</sup> March every year.*  
*In the quarter ended 31<sup>th</sup> March, 2014 interest was paid on time (Dated-March 2, 2014)*
2. The Next due date for payment of Interest /principal and the same would be paid on due date:  
*The next due date for payment of interest is 2<sup>nd</sup> September 2014.*
3. Creation of Debenture Redemption Reserve as stipulated in the Debenture Trust Deed/Companies Act duly supported by Auditor's Certificate. and certificate of compliance with SEBI Circular No.4/2013  
*We are in process of finalization of books of account for FY 2013-14. Compliance Certificate from Auditor would be issued post finalization of accounts. Certificate for period ended 30.09.2013 is attached.(Annexure-A)*
4. Payment of interest up to the last due date.  
*Interest paid up to the due date i.e 2<sup>nd</sup> March 2014.*
5. Status of redemption of Debentures on due date, if any  
*Not applicable.*
6. The Properties secured for the Debentures are adequately insured and policies are in the joint names of the trustees.(Note:In adherence to the Trust Deed, Kindly provide us with the original Insurance Policy with Original Renewals,if any)  
*Currently we are maintaining insurance reserve of .10% of GFA from the annual profit of the company.*
7. In case of default (Principal and Interest), number of installments defaulted as on March 31, 2014 with amount overdue.  
*No default reported.*

P. K. MALIK  
Company Secretary,  
DELHI TRANSCO LTD.  
Shakti Sadan, Kotla Road  
New Delhi-110002

*C/M*

8. A Statement that the assets of the body corporate which are available by way of security are sufficient to discharge the claims of the debenture holders as and when they become due (Asset Cover Ratio).

*We are in process of finalization of books of account for FY 2013-14. Compliance Certificate along with Asset Coverage ratio would be issued post finalization of accounts. Certificate for period ended 30.09.2013 is attached.(Annexure-A)*

9. Cash flows of the company are adequate for payment of interest and redemption of principal with details thereof.

*The requirement of cash funds for the payment of interest and redemption of principal is being met out of the internal accruals of the company and any deficit in this account shall be met out from the additional loan from bank in the nature of cash credit/working capital*

10. Repayment Schedule

*Annexure-B*

11. Accounts for the half year ended March 31,2014

*Annexure-C*

12. Number, Names and Addresses of Debenture holders as on March 31,2014

*Annexure-D*

13. Credit Rating assigned to the Debentures at present alongwith the certified true copy of the latest Credit Rating Letter in regards to the issue.

*Annexure-E-Crisil-BBB+/Negative*

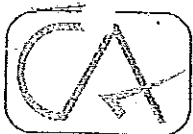
*Annexure-F-India Rating (Fitch)-A+(Ind)*

*The above credit ratings are the latest conducted by the agencies and are also available on their respective websites.*

For Submission to IFCI limited.

*PK*  
D. K. MALLIK  
Company Secretary,  
DELHI TRANS CO LTD.  
Shakti Sadan, Kotla Road  
New Delhi-110002

*Vikas Mangla*  
15/5/14  
(Vikas Mangla)  
AM(F), Central Accounts



**To Whomsoever it May Concern**

This is to certify that the M/S Delhi Transco Limited has created debenture redemption reserve in terms of requirement of section 117C of Companies Act, 1956 and SEBI Guidelines and is regularly contributing to the same and there are no outstanding dues against the debenture holders/debenture trustee in connection with debenture issued (Rs.20,000 Lakhs) by company as on date.

**Security available for IFCI as debenture trustee**

**Position as on 30/09/2013**

**Outstanding Loans/Bonds**

**Rs. in Lakhs**

Name of Bank/Institution	Facility (Bonds/Loans)	Amount Outstanding
9.5% Bonds	Bonds	20,000.00
Allahabad Bank	Term Loans	51,666.00
State Bank of India	Term Loans	42,390.00
Union Bank	Term Loans	3,312.00
Government of NCT of Delhi	Unsecured Loans	54,547.73
Delhi Power Company Ltd.	Unsecured Loans	17,790.00
Allahabad Bank	Vehicle Loans	1,35.43
<b>Total</b>		<b>189,841.16</b>

**Assets:**

**Rs. in Lakhs**

Particulars	Net value in the Books	Available to Bond Holders	Available to Others
Assets (220 KV Sector 19 Rohini/400 KV Bawana/400 KV Bamnoli/220 KV Pappankalan/400 KV Mundka/220 KV Tikri Kalan/220 KV HC Mathur Lane/400/220 KV Mandoli)& Other Assets against Pari-Passu Charge	2,93,499.46	20,000.00	2,73,499.46

Cont...2

*C. K. Malik*  
P. K. Malik  
Company Secretary  
DELHI TRANSCO LTD.  
Shakti Sadan, Kotla Road  
New Delhi-110092



# V.P. BATRA & CO.

Chartered Accountants

-2-

The value of Net Block together with the value of CWIP (Capital Work in Progress) as on 30/09/2013 (as per the books of accounts) work out to Rs.2,93,499.46 Lakhs (Net Assets Rs.1,80,695.16 Lakhs & CWIP Rs.1,12,804.30 Lakhs) & same is available for Debenture Holders & Banks whose total liability as on 30/09/2013 works out to Rs.1,17,503.43 Lakhs.

Further Delhi Transco Limited has created Debenture Redemption Reserve (DRR) out of its profit to the tune of Rs.8,000 Lakhs as on 31/03/2013.

Further certified that we have verified the above said figures from the relevant documents produced before us for verification.

For V.P.BATRA & CO.,  
Chartered Accountants,

(VED PARKASH BATRA)

Partner

M.No.-081057

Date: 29.01.2014

Place: New Delhi

P. K. WADHWA  
Company Director  
DELHI TRANSCO LTD.  
Shakti Sadan, Kotla Road  
New Delhi-110002

## Annexure - B

15 year DTL Bonds for Rs. 200 crores on half yearly interest @ 09.5% to be redeemed in 10 equal installments from Six year and onward					
Date	Principal	Interest	Redemption	Payment	Balance
02-03-2010	2,00,00,00,000	9,50,00,000	0	9,50,00,000	2,00,00,00,000
02-09-2010	2,00,00,00,000	9,50,00,000	0	9,50,00,000	2,00,00,00,000
02-03-2011	2,00,00,00,000	9,50,00,000	0	9,50,00,000	2,00,00,00,000
02-09-2011	2,00,00,00,000	9,50,00,000	0	9,50,00,000	2,00,00,00,000
02-03-2012	2,00,00,00,000	9,50,00,000	0	9,50,00,000	2,00,00,00,000
02-09-2012	2,00,00,00,000	9,50,00,000	0	9,50,00,000	2,00,00,00,000
02-03-2013	2,00,00,00,000	9,50,00,000	0	9,50,00,000	2,00,00,00,000
02-09-2013	2,00,00,00,000	9,50,00,000	0	9,50,00,000	2,00,00,00,000
02-03-2014	2,00,00,00,000	9,50,00,000	0	9,50,00,000	2,00,00,00,000
02-09-2014	2,00,00,00,000	9,50,00,000	0	9,50,00,000	2,00,00,00,000
02-03-2015	2,00,00,00,000	9,50,00,000	0	9,50,00,000	2,00,00,00,000
02-09-2015	2,00,00,00,000	9,50,00,000	0	9,50,00,000	2,00,00,00,000
02-03-2016	2,00,00,00,000	9,50,00,000	20,00,00,000	29,50,00,000	1,80,00,00,000
02-09-2016	1,80,00,00,000	8,55,00,000	0	8,55,00,000	1,80,00,00,000
02-03-2017	1,80,00,00,000	8,55,00,000	20,00,00,000	28,55,00,000	1,60,00,00,000
02-09-2017	1,60,00,00,000	7,60,00,000	0	7,60,00,000	1,60,00,00,000
02-03-2018	1,60,00,00,000	7,60,00,000	20,00,00,000	27,60,00,000	1,40,00,00,000
02-09-2018	1,40,00,00,000	6,65,00,000	0	6,65,00,000	1,40,00,00,000
02-03-2019	1,40,00,00,000	6,65,00,000	20,00,00,000	26,65,00,000	1,20,00,00,000
02-09-2019	1,20,00,00,000	5,70,00,000	0	5,70,00,000	1,20,00,00,000
02-03-2020	1,20,00,00,000	5,70,00,000	20,00,00,000	25,70,00,000	1,00,00,00,000
02-09-2020	1,00,00,00,000	4,75,00,000	0	4,75,00,000	1,00,00,00,000
02-03-2021	1,00,00,00,000	4,75,00,000	20,00,00,000	24,75,00,000	80,00,00,000
02-09-2021	80,00,00,000	3,80,00,000	0	3,80,00,000	80,00,00,000
02-03-2022	80,00,00,000	3,80,00,000	20,00,00,000	23,80,00,000	60,00,00,000
02-09-2022	60,00,00,000	2,85,00,000	0	2,85,00,000	60,00,00,000
02-03-2023	60,00,00,000	2,85,00,000	20,00,00,000	22,85,00,000	40,00,00,000
02-09-2023	40,00,00,000	1,90,00,000	0	1,90,00,000	40,00,00,000
02-03-2024	40,00,00,000	1,90,00,000	20,00,00,000	21,90,00,000	20,00,00,000
02-09-2024	20,00,00,000	95,00,000	0	95,00,000	20,00,00,000
02-03-2025	20,00,00,000	95,00,000	20,00,00,000	20,95,00,000	0
		<b>2,09,00,00,000</b>		<b>4,09,00,00,000</b>	

*Handwritten signature*

K. R. SANKAR  
 Director  
 G-11 TRANSCO LTD.  
 6th Floor, Sadan, Kotla Road  
 New Delhi-110002



LIMITED REVIEW REPORT

To,

The Board of Directors,  
M/s Delhi Transco Limited,  
New Delhi

We have reviewed the accompanying statement of unaudited financial results of M/s Delhi Transco Limited, Shakti Sadan, Kotla Road, New Delhi-110002 for the half year ended 31<sup>st</sup> March, 2014. This statement is the responsibility of the Company's management and has been approved by the Board of Directors. Our responsibility is to issue a report on these financial statements based on our review.

We conducted our review in accordance with the Standard on Review Engagement (SRE) 2400, Engagements to Review Financial Statements issued by the Institute of Chartered Accountants of India. These standards require that we plan and perform the review to obtain moderate assurance as to whether the financial statements are free of material misstatements. A review is limited primarily to inquiries of company personnel and analytical procedure applied to financial data and thus provides less assurance than an audit. We have not performed an audit and accordingly, we do not express an audit opinion.

Based on our review conducted as above, nothing has come to our notice that causes us to believe that the accompanying statement of unaudited financial results prepared in accordance with applicable accounting standards and other recognized accounting practices and policies has not disclosed the information required to be disclosed in terms of Clause 29 of the Listing Agreement for debt securities including the manner in which it is to be disclosed, or that it contains any material misstatement.

For P.K. GAUR & ASSOCIATES

Chartered Accountants

Firm Reg. No. 00531

*Shalin*



CA Shalin Poddar

(Partner)

M.No. 515616

Date: 12-05-2014

Place: New Delhi

*P.K. Gaur*

P. K. GAUR  
Company Secretary

DELHI TRANSCO LTD

Head Office: Suite # 4G Uppal's, M-6, Plaza, Jasola District Centre, New Delhi-110025, INDIA  
Tel. : +91-11-40528391-97 Fax : +91-11-40528398, E-mail : pkgassociates@rediffmail.com  
Branch L 7/108A, Basement, Near Mithas Restaurant, Swarup Nagar, Kanpur-205002, INDIA  
Phone : 0512-3048141/42/43. e-mail : Uckac@rediffmail.com

**DELHI TRANSCO LIMITED**  
(An undertaking of Govt. of NCT of Delhi)

Half Yearly Financial Results for period ending on 31 March 2014

Rs. in Lakhs


S.No.	PARTICULARS	6 months ended 31.03.2014	6 months ended 31.03.2013	Year to Date Figures for current period ended 31.3.2014	Previous Accounting year ended 31.3.2013
		(Limited Review)	(Limited Review)	(Limited Review)	(Audited)
1	Income				
(a)	Net Sales/Income from Operations (Note 2 & 2A)	26,581.69	39,137.17	53,201.10	78,575.89
(b)	Other Operating Income	1.61	330.50	1.83	595.26
2	Expenditure				
(a)	Repair & Maintenance	1,223.73	320.86	1,863.49	1,306.84
(b)	Stores & Spares consumed	37.49	433.86	389.49	1,094.99
(c)	Expenditure on Revised Tariff	(1,063.24)	99.78	-	2,331.93
(d)	Employee Cost (Note 3)	4,129.19	2,771.05	8,394.76	8,091.02
(e)	Depreciation (Note 6)	8,313.99	6,594.33	14,984.24	10,838.03
(f)	Other Expenditure (Note 3)	1,183.25	564.58	1,825.96	2,629.06
	TOTAL	13824.41	10,784.49	27,457.94	26291.87
3	Profit from operations before other income, interest & exceptional items (1-2)	12,758.89	28,683.18	25,744.99	52,879.28
4	Other Income	613.70	1,709.24	1,149.51	5,866.54
5	Profit before Interest & Exceptional Items(3+4)	13,372.59	30,392.42	26,894.50	58,745.82
6	Interest (Paid on Loans) (Note 3)	6,020.20	4,263.62	10,144.20	10,908.77
7	Exceptional Items (Note 2 & 2B)	32,556.23	7,978.08	40,070.00	16,000.00
8	Profit/Loss from ordinary activities before tax (5-6-7)	(25,203.84)	18,150.72	(23,319.70)	31,837.05
9	Tax expenses	-	3,631.59	-	6,584.87
10	Net Profit/Loss from ordinary activities after tax (8-9)	(25,203.84)	14,519.13	(23,319.70)	25,252.18
11	Extraordinary items	0.00	0.00	0.00	882.30
12	Net Profit/Loss for the period	(25,203.84)	14,519.13	(23,319.70)	26,134.48
13	Paid up equity share capital(Face value of share shall be indicated)Face value of Rs.10 each	3,95,100.00	3,95,100.00	395100.00	3,95,100.00
14	Paid up Debt capital	2,22,390.68	1,91,635.28	222390.68	1,93,752.99
15	Reserves excluding revaluation reserves at the end of Financial Year (Note 7 (b))	(2,62,092.26)	(2,37,221.90)	(2,62,092.26)	(2,38,279.73)
16	Debenture Redemption Reserve at the end of Financial Year (Note 7 (a))	10,000.00	8,000.00	10000.00	8,000.00
17	Earning Per Share	(0.64)	0.37	(0.69)	0.66
18	Debt Equity Ratio	0.56	0.49	0.56	0.49
19	Debt Service Coverage Ratio	(0.49)	0.99	0.06	1.21
20	Interest Service Coverage Ratio	(1.05)	2.89	0.09	2.61


Notes to Accounts appended form the part of half yearly financial results

DSCR: Profit before interest & tax + Non cash expenditure (Depreciation)-Extraordinary Item/Interest liability before capitalization+Principal repayment (excluding loan swap)

ISCR: Profit before interest & tax + Non cash expenditure (Depreciation)-Extraordinary Item/Interest liability before capitalization

Date: 12th May 2014  
Place: New Delhi

  
**P. K. MALLIK**  
Company Secretary  
**DELHI TRANSCO LTD.**  
Shakti Sadan, Kotla Road  
New Delhi-110003

  
Director (Finance)



*Notes forming part of half yearly financial results for the period ending 31st March 2014.*

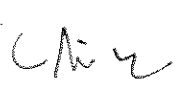
- 1 The company is primarily engaged in the business of Transmission of Electricity in the National Capital Territory of Delhi which is a single segment as per the Accounting Standard 17 (AS 17) issued by The Institute of Chartered Accountants of India (ICAI). The accounts are maintained on accrual system of accounting & historical cost basis.
- 2 As per the approved accounting policy of the company being followed consistently in relation to Revenue Recognition, the Operational Income (tariff income) for the financial year 2013-14 has been recognized on the basis of tariff order dated 31.07.2013 passed by DERC (Hon'ble Commission) for the financial year 2013-14 including the true up for the control period 2007-12. As per this tariff order Hon'ble Commission has determined true up surplus of tariff with the company for the aforesaid control period for a sum of Rs.1035.42 crores and has directed the company to pay/set off the said surplus during the financial year 2013-14 in the manner as specified in the aforesaid order. Though the company has challenged the said order before the Hon'ble Appellate Tribunal For Electricity but following the aforesaid recognised accounting policy, the company has effected the reversal of the income by a sum of Rs.1035.42 Crores in the accounts for the current financial year. The said reversal of surplus has been effected by setting off/adjustment of the amount of Rs.593.22 crores allowed as tariff for the financial year 2013-14, the amount of Rs.400 crores and Rs.0.70 crore payable to DVB Pension Trust and to Public Grievance Cell of GNCTD respectively, and the remaining balance amount of Rs. 41.50 crores out of the amount of DVB arrears recognised in favour of the company as explained in sub para 2A below. Thus the company has recognised on net basis a sum of Rs.500 crores as its tariff income for the financial year 2013-14 .
- 2A In the tariff order for transmission dated 31.07.2013 passed by hon'ble Commission as mentioned in the above para, the amount of Rs.500 crores as net tariff to the company has been allowed out of the past DVB arrears claimed by the company in terms of the tariff regulations and as admitted by hon'ble Appellate Tribunal for Electricity out of the total amount of Rs.1687.52 crores recognised as due to the company in the aforesaid tariff order. Thus a balance amount of Rs.1146.02 crores has been retained for allowing in future transmission tariff of the company.
- 2B As per the tariff order for true up issued by DERC dated 31.07.2013, the company has paid a sum of Rs.301 crores to Pension Trust and remaining amount shall be paid to Pension Trust as well as Public Grievance Cell as per the order.
- 3 Borrowing costs attributable to qualifying assets are capitalized to such assets using the capitalization rate based on weighted average interest cost. The Employees cost and Administrative & General expenses of Planning department are allocated fully to capital works in progress (CWIP) on pro rata basis based on accretion in CWIP. The Employee cost and Administrative & General expenses of Common Wealth Projects (ICB Turnkey Projects) are fully allocated to CWIP's pertaining to the ICB Turnkey Projects.
- 4 The company has received demand for property tax from North Delhi Municipal Corporation and East Delhi Municipal Corporation. However, based on the statutory/legal position the company has disputed the same and challenged the assessment order of the assessor but paid amount of Rs.30 lacs to North Delhi Municipal Corporation and Rs.8 crores to East Delhi Municipal Corporation under protest.
- 5 Provision for Deferred Tax Assets / Liabilities as required by the Accounting Standard 22 (AS 22) issued by The Institute of Chartered Accountants of India has not been made due to the uncertainty of the recovery of the same in view of huge unabsorbed accumulated losses of the company.

- 6 Depreciation on Fixed Assets is provided on straight line method in terms of rates specified in the Companies Act except that computers acquired are depreciated at the rate of 33.40% per annum. Further, as per the policy of the Company, the new vehicles purchased for the officers of the company shall be transferred to the said officers after 5 years at NIL value and therefore the depreciation on those vehicles is charged @ 20% instead of @ 9.50% as general rate applied to other vehicles (after charging 10% of the cost from the employee).
- 7 (a).The amount of Reserves namely Debenture Redemption Reserve and Insurance Reserve have been shown at their respective closing figures as on 31st March' 2014.  
(b).The amount of Reserves & Surplus include the amount of accumulated losses brought forward upto 31st March 2014.
- 8 No investor complaints were pending at the beginning of half year and no complaints were received during the said half year.
- 9 As per transfer scheme of unbundling of Delhi Vidyut Board (DVB), a Trust designated as Delhi Vidyut Board Employee Terminal Benefit Fund 2002 was created by GNCTD for the payment of post retirement benefits to the employees of erstwhile DVB. The said trust was funded by GNCTD initially at the time of unbundling and is required to be also funded through the contributions by the successor entities including DTL. As per the provisions of AS 15, the defined benefit obligation (post retirement benefits) existing as on balance sheet date with the break up in current year service cost and past year service cost is required to be charged to Profit and Loss account of the year concerned. As per AS15, the value of the aforesaid defined benefit obligations should be accounted for in the accounts on the basis of actuarial valuation on the date of balance sheet. However, pending the actuarial valuation of the obligations of the Pension Trust towards retirement benefits of the employees as on date, the shortfall, if any, of the contribution payable by the Company to the Pension Trust as on 31st March, 2014 could not be ascertained and accounted for accordingly.
- 10 Previous period's figures have been regrouped/re-classified wherever deemed necessary.

The results for the half year ending 31st March,2014 have been subjected to limited review by the Chartered Accountants appointed by the company and were taken on record by the Board of Directors at its meeting held on 12th May 2014.

Date:12th May 2014

Place: Delhi

  
M. R. JAYARAM  
Company Secretary  
DELHI TRANSCO LTD.  
Sukti Sadan, Kofia Road  
New Delhi-110002

List of Debenture Holders. (Annexure - D)

SERIES	PERIOD	FACE VALUE	INT. RATE	ACC. NM	TDS BEN. POS	ADD1	ADD2	ADD3	ADD4
SERIES-I	02/09/2013 - 01/03/2014	100000.00	9.50	181	NATIONAL INSTITUTE OF BANKING STUDIES AND CORPORATE MANAGEMENT EPF TRUST	3 A-30 SECTOR-62	INSTITUTIONAL AREA	NOIDA	
SERIES-I	02/09/2013 - 01/03/2014	100000.00	9.50	181	FDC EMPLOYEES GRATUITY FUND	80 C/O FDC LTD	142- 48 S. V. ROAD	JOGESHWARI WEST	MUMBAI
SERIES-I	02/09/2013 - 01/03/2014	100000.00	9.50	181	FDC EMPLOYEES SUPERANNUATION FUND	20 C/O FDC LTD	142- 48 S. V. ROAD	JOGESHWARI WEST	MUMBAI
SERIES-I	02/09/2013 - 01/03/2014	100000.00	9.50	181	THE TRUSTEES OF THE PROVIDENT FUND OF RAJASTHAN STATE MINES AND MINERALS LIMITED	50/4 MEERA MARG	UDAIPUR	RAJ	
SERIES-I	02/09/2013 - 01/03/2014	100000.00	9.50	181	ASSOCIATION OF INDIAN UNIVERSITIES PROVIDENT FUND TRUST	11 AIV HOUSE	16 KOTLA MARG		NEW DELHI
SERIES-I	02/09/2013 - 01/03/2014	100000.00	9.50	181	MTNL EMPLOYEES PROVIDENT FUND TRUST	250 MTNL CORPORATE OFFICE 6 T	MAHANAGAR DOORSANJAWAHARLAL NEHRU MARG		NEAR ZAKIR HUSSAIN COLLEGE N
SERIES-I	02/09/2013 - 01/03/2014	100000.00	9.50	181	ST ANNE'S HIGH SCHOOL STAFF PROVIDENT FUND	2 C/O ST ANNE'S HIGH SCHOOL	MADAME CAMA ROAD FORT		MUMBAI
SERIES-I	02/09/2013 - 01/03/2014	100000.00	9.50	181	CENTRAL WAREHOUSING CORP EMPLOYEES P FUND	279 WAREHOUSING BHAWAN	4/1 SIRI INSTITUTIONAL	KHEL GAON MARG	HAUZ KHAS NEW DELHI
SERIES-I	02/09/2013 - 01/03/2014	100000.00	9.50	181	KSRTC EMPLOYEES CONTRIBUTORY PROVIDENT FUND TRUST	300 BOARD OF TRUSTEES	KSRTC EMPLOYEES CONTR	PROVIDENT FUND TRANSPOR	K H ROAD BANGALORE
SERIES-I	02/09/2013 - 01/03/2014	100000.00	9.50	181	NATIONAL FERTILIZERS LIMITED EMPLOYEES PROVIDENT FUND TRUST	145 PROVIDENT FUND SECTION	NATIONAL FERTILIZER LT	SECTOR 24 NOIDA	DISTT GAUTAM BUDH NAGAR UP
SERIES-I	02/09/2013 - 01/03/2014	100000.00	9.50	181	ULKA ADVERTISING PVT LTD STAFF PROVIDENT FUND	7 C/O ULKA ADVERTISING PVT L	NIRMAL 4TH FLOOR	NARIMAN POINT	MUMBAI MAHARASHTRA
SERIES-I	02/09/2013 - 01/03/2014	100000.00	9.50	181	CESC LIMITED PROVIDENT FUND	200 CESC HOUSE	CHOWRINGHEE SQUARE	KOLKATA	
SERIES-I	02/09/2013 - 01/03/2014	100000.00	9.50	181	ELECTRONICS CORPORATION OF INDIA LTD EMPLOYEES PROVIDENT FUND	650 ECIL EMPLOYEES PROVIDENT F	FUNDS SECTION	FAG ECIL P O ECIL	HYDERABAD
SERIES-I	02/09/2013 - 01/03/2014	100000.00	9.50	181	PBC VENTURES LTD PROVIDENT FUND	2 PAHARPUR BUSINESS CENTRE	21 NEHRU PLACE		NEW DELHI
SERIES-I	02/09/2013 - 01/03/2014	100000.00	9.50	181	GAUTAM BHAGAT ESPN EPF TRUST	1 7 VIVEKANANDA ROAD	SHANTI BHAWAN		KOLKATA
SERIES-I	02/09/2013 - 01/03/2014	100000.00	9.50	181	TUTEX TRADE AND INVESTMENTS LTD.	6 7TH FLOOR TOWER C	INFINITY TOWERS	DLF PHASE - 2	GURGAON
SERIES-I	02/09/2013 - 01/03/2014	100000.00	9.50	181		17 VIVEKANAND ROAD			CALCUTTA

*Handwritten signature*

SERIES-I	02/09/2013 - 01/03/2014	100000.00	9.50	181	BOARD OF TRUSTEES HINDUSTAN STEEL LIMITED BHILAI STEEL PROJECT PROVIDENT FUND	500 SHED NO-47	OLD MAIN OFFICE			BHILAI MP
SERIES-I	02/09/2013 - 01/03/2014	100000.00	9.50	181	HUDCO EMPLOYEES C P F TRUST	230 HUDCO	INDIA HABITAT CENTRE	LODHI ROAD		NEW DELHI
SERIES-I	02/09/2013 - 01/03/2014	100000.00	9.50	181	EMPLOYEES PROVIDENT FUND TRUST DCM SHRIRAM CONSOLIDATED LIMITED	10 4E/16 SWAMI RAM TIRATH NAJHANDEWALAN EXTN		NEW DELHI		
SERIES-I	02/09/2013 - 01/03/2014	100000.00	9.50	181	DURGAPUR CHEMICALS LIMITED EMPLOYEES PROVIDENT FUND	10 P O DURGAPUR	DIST BURDWAN	WEST BENGAL		
SERIES-I	02/09/2013 - 01/03/2014	100000.00	9.50	181	ATLAS CYCLE INDUSTRIES PROVIDENT FUND TRUST	10 ATLAS NAGAR	ATLAS ROAD	SONEPAT		HARYANA
SERIES-I	02/09/2013 - 01/03/2014	100000.00	9.50	181	BIRLA INTERNATIONAL PROVIDENT FUND	5 INDUSTRY HOUSE	159 CHURCHGATE RECLAMATION			MUMBAI
SERIES-I	02/09/2013 - 01/03/2014	100000.00	9.50	181	HINDUSTHAN VIDYUT PRODUCTS LIMITED EMPLOYEES PROVIDENT FUND	90 KANCHENJUNGA	7TH FLOOR	18 BARAKHAMBA ROAD		NEW DELHI
SERIES-I	02/09/2013 - 01/03/2014	100000.00	9.50	181	MTNL EMPLOYEES PROVIDENT FUND TRUST	250 MTNL CORPORATE OFFICE 6 T	MAHANAGAR DOORSANJ	JAWAHARLAL NEHRU MARG		NEAR ZAKIR HUSSAIN COLLEGE N
SERIES-I	02/09/2013 - 01/03/2014	100000.00	9.50	181	SPONGE IRON INDIA LTD EMPLOYEES PROVIDENT FUND	10 SIIL CAMPUS	PALONCHA			KHAMMAM DIST
SERIES-I	02/09/2013 - 01/03/2014	100000.00	9.50	181	FRANCO INDIAN REMEDIES PVT LTD EMPLOYEES PROVIDENT FUND	3 20 DR E MOSES ROAD		MAHALAXMI		MUMBAI
SERIES-I	02/09/2013 - 01/03/2014	100000.00	9.50	181	ASSAM PETROCHEMICALS LIMITED PROVIDENT FUND	3 ASSAM PETROCHEMICALS LTD PO PARBATPUR		NAMRUP		DIST DIBRUGARH
SERIES-I	02/09/2013 - 01/03/2014	100000.00	9.50	181	PAUSHAK LTD PROVIDENT FUND	8 ALEMBC ROAD	ALEMBC ROAD	BARODA		BARODA
SERIES-I	02/09/2013 - 01/03/2014	100000.00	9.50	181	CENTRAL WAREHOUSING CORP EMPLOYEES P FUND	631 WAREHOUSING BHAWAN	4/1 SIRI INSTITUTIONAL	KHEL GAON MARG		HAUZ KHAS NEW DELHI
SERIES-I	02/09/2013 - 01/03/2014	100000.00	9.50	181	KSRTC EMPLOYEES CONTRIBUTORY PROVIDENT FUND TRUST	200 BOARD OF TRUSTEES	KSRTC EMPLOYEES CONTRI	PROVIDENT FUND TRANSPOR		K H ROAD BANGALORE
SERIES-I	02/09/2013 - 01/03/2014	100000.00	9.50	181	BHAGAT LAND DEVELOPMENT CO. PVT. LTD.	17 VIVEKANAND ROAD				KOLKATA

DELHI TRANSPO LTD.  
Gurgaon Sadan, Kaila Road  
New Delhi 110048

SERIES-I	02/09/2013 - 01/03/2014	100000.00	9.50	181	B K BIRLA GROUP OF COMPANIES PROVIDENT FUND INSTITUTION	30 BIRLA BUILDING	9/1 R N MUKHERJEE ROAD	KOLKATA
SERIES-I	02/09/2013 - 01/03/2014	100000.00	9.50	181	B P OIL MILLS LTD EMPLOYEES PROVIDENT FUND	2 MAITHAN B P OIL MILLS LTD		AGRA
SERIES-I	02/09/2013 - 01/03/2014	100000.00	9.50	181	THE STATE BANK OF INDIA EMPLOYEES PROVIDENT FUND	4 16TH FLOOR PPG DEPTT	CORPORATE CENTRE	M. C. ROAD MUMBAI MAHARASHTRA
SERIES-I	02/09/2013 - 01/03/2014	100000.00	9.50	181	THE INSTITUTE OF COST AND WORKS ACCOUNTANTS OF INDIA EMPLOYEES' PROVIDENT FUND	10 12 SUDDER STREET	KOLKATA	
SERIES-I	02/09/2013 - 01/03/2014	100000.00	9.50	181	SCOTTISH CHURCH COLLEGIATE SCHOOL PROVIDENT FUND	10 73 BIDHAN SARANI		KOLKATA
SERIES-I	02/09/2013 - 01/03/2014	100000.00	9.50	181	DLF CONTRIBUTORY PROVIDENT FUND	54 C/O DLF UNIVERSAL LTD.	DLF CENTRE SANSAD MARG	NEW DELHI
SERIES-I	02/09/2013 - 01/03/2014	100000.00	9.50	181	THE TRUSTEES OF THE PROVIDENT FUND OF RAJASTHAN STATE MINES AND MINERALS LIMITED TRIBHUVANDAS FOUNDATION STAFF PROVIDENT FUND TRUST	124 4 MEERA MARG	UDAIPUR	RAJ
SERIES-I	02/09/2013 - 01/03/2014	100000.00	9.50	181	THE GUJARAT STATE CO-OPERATIVE AGRICULTURE AND RURAL DEVELOPMENT BANK LIMITED BANKS EMPLOYEE'S AND EMPLOYER'S PROVIDENT FUND TRUST	1 POST BOX 69	RAJODPURA	NR CHIKHODRA RLY CROSSIN ANAND
SERIES-I	02/09/2013 - 01/03/2014	100000.00	9.50	181	MOTHER DAIRY CALCUTTA EMPLOYEES PROVIDENT FUND	25 489	ASHRAM ROAD	AHMEDABAD
SERIES-I	02/09/2013 - 01/03/2014	100000.00	9.50	181	SANSKRITI SCHOOL EMPLOYEES PROVIDENT FUND/STAFF PROVIDENT FUND TRUST	10 P O DANKUNI COAL COMPLEX	DIST HOOGHLY	WEST BENGAL
SERIES-I	02/09/2013 - 01/03/2014	100000.00	9.50	181	FEBA INDIA PROVIDENT FUND	30 SANSKRITI SCHOOL	DR S RADHAKRISHNAN M CHANKYAPURI	NEW DELHI
SERIES-I	02/09/2013 - 01/03/2014	100000.00	9.50	181		3 NO 7 COMMISSARIAT ROAD	P O BOX 2526	BANGALORE

DELHI TRANSCO LTD.  
Shakti Sadan, Kotla Road  
New Delhi

*C. N. K.*

SERIES-I	02/09/2013 - 01/03/2014	100000.00	9.50	181	MAHARASHTRA STATE ELECTRICITY BOARDS CONTRIBUTORY PROVIDENT FUND			500 ESTRELLA BATTERIES EXPANSI PLOT NO 1 DHARAVI ROAMATUNGA			MUMBAI
SERIES-I	02/09/2013 - 01/03/2014	100000.00	9.50	181	XIM PROVIDENT FUND TRUST			10 XAVIER INSTITUTE OF MANAG BHUBANESWAR			
SERIES-I	02/09/2013 - 01/03/2014	100000.00	9.50	181	ASSOCIATION OF INDIAN UNIVERSITIES PROVIDENT FUND TRUST			3 AIV HOUSE	16 KOTLA MARG		NEW DELHI
SERIES-I	02/09/2013 - 01/03/2014	100000.00	9.50	181	KONTEST CHEMICALS LIMITED STAFF PROVIDENT FUND			5 620 DIAMOND HARBOUR ROA COMMERCIAL COMPLEX	BEHALA		KOLKATA
SERIES-I	02/09/2013 - 01/03/2014	100000.00	9.50	181	R A NARIMAN AND CO LTD EMPLOYEES PROVIDENT FUND TRUST			2 217 CIVIL LINES			BAREILLY
SERIES-I	02/09/2013 - 01/03/2014	100000.00	9.50	181	KHADI GRAMODYOG SANGH EMPLOYEES PROVIDENT FUND			5 844 ANNA SALAI			CHENNAI
SERIES-I	02/09/2013 - 01/03/2014	100000.00	9.50	181	FOOD CORPORATION OF INDIA CPF TRUST			750 KHADYA SADAN 13TH FLOOR	16 20 BARAKHAMBA LANE		NEW DELHI
SERIES-I	02/09/2013 - 01/03/2014	100000.00	9.50	181	ORIENTAL CARBON AND CHEMICAL LTD ( CARBON BLACK DIVISION ) STAFF PROVIDENT INSTT			15 A 14 INDUSTRIAL AREA NO 1	SOUTH SIDE OF G T ROAD		GHAZIABAD
SERIES-I	02/09/2013 - 01/03/2014	100000.00	9.50	181	SHYAM NIWAS BANGUR CHARITABLE TRUST			2 199	CHITTARANJAN AVENUE		KOLKATA
SERIES-I	02/09/2013 - 01/03/2014	100000.00	9.50	181	NATIONAL REFINERY P. LTD EMPLOYEES GRATUITY FUND.			1 C/O NATIONAL REFINERI PVT.	87 TARDEO ROAD.	MUMBAI	
SERIES-I	02/09/2013 - 01/03/2014	100000.00	9.50	181	FRANCO INDIAN REMEDIES PVT LTD EMPLOYEES PROVIDENT FUND			3 20 DR E MOSES ROAD		MAHALAXMI	MUMBAI
SERIES-I	02/09/2013 - 01/03/2014	100000.00	9.50	181	NATIONAL INSTITUTE OF PUBLIC CO OPERATION ANDCHILD DEVELOPMENT NITK EMPLOYEES CONTRIBUTORY CUM GPF TRUST			15 5 SIRI INSTITUTIONAL AREA	NEAR HAUZ KHAS PLOICE STATION		NEW DELHI
SERIES-I	02/09/2013 - 01/03/2014	100000.00	9.50	181	KARAM CHAND THAPAR AND BROS LTD PROVIDENT FUND TRUST			20 NITK EMPLOYEES CONTRIBUT	NITK SURATHKAL	P O SRINIVASNAGAR	SURATHKAL
SERIES-I	02/09/2013 - 01/03/2014	100000.00	9.50	181	THE ASSEMBLY OF GOD CHURCH SCHOOL STAFF PROVIDENT FUND			28 68 PRETORIA STREET	1ST FLOOR		KOLKATA
SERIES-I	02/09/2013 - 01/03/2014	100000.00	9.50	181				10 THE ASSEMBLY OF GOD CHURCH SCHOOL STAFF PROVIDEN	125/1 PARK STREET		CALCUTTA

DELHI TRANSCO LTD.  
Shakti Garden, Kalka Road  
New Delhi-110002

SERIES-I	02/09/2013 - 01/03/2014	100000.00	9.50	181	ASSAM PETROCHEMICALS LIMITED PROVIDENT FUND	ASSAM PETROCHEMICALS LTD PO PARBATPUR	NAMRUP	DIST DIBRUGARH
SERIES-I	02/09/2013 - 01/03/2014	100000.00	9.50	181	BURNS PHILP INDIA PRIVATE LIMITED EMPLOYEES PROVIDENT FUND	7/1 RUSSEL STREET		KOLKATA
SERIES-I	02/09/2013 - 01/03/2014	100000.00	9.50	181	CBT EPF-05-C-DM	5 STANDARD CHARTERED BANK SECURITIES SERVICES 3R C/O ION EXCHANGE (INDIA) LIMITED TIECON HOUSE	C-38/39 G-BLOCK BKC BANDR	MUMBAI INDIA
SERIES-I	02/09/2013 - 01/03/2014	100000.00	9.50	181	DEL STAFF PENSION FUND		DR E MOSES ROAD	MAHALAXMI MUMBAI
SERIES-I	02/09/2013 - 01/03/2014	100000.00	9.50	181	DGP HINODAY INDUSTRIES EMPLOYEES PROVIDENT FUND BHOSARI	17 DGP HINODAY INDUSTRIES LTD MIDC BHOSARI	PUNE	
SERIES-I	02/09/2013 - 01/03/2014	100000.00	9.50	181	ULKA ADVERTISING PVT LTD STAFF PROVIDENT FUND	4 C/O ULKA ADVERTISING PVT LIMITED 4TH FLOOR	NARIMAN POINT	MUMBAI MAHARASHTRA
SERIES-I	02/09/2013 - 01/03/2014	100000.00	9.50	181	SUBLIME AGRO EMPLOYEES GROUP GRATUITY FUND	6 LORDS 201 - 203		KOLKATA
SERIES-I	02/09/2013 - 01/03/2014	100000.00	9.50	181	GMDC LTD. EMPLOYEES P. F. TRUST	200 KHANU BHAVAN 132 F T RING NEAR UNIVERSITY GROU VASTRAPUR		AHMEDABAD
SERIES-I	02/09/2013 - 01/03/2014	100000.00	9.50	181	PINKESH VASANT SHAH INDAG PROVIDENT FUND	5 1 A. 15	JAWAHAR NAGAR	GOREGAON W. MUMBAI
SERIES-I	02/09/2013 - 01/03/2014	100000.00	9.50	181	B K BIRLA GROUP OF COMPANIES PROVIDENT FUND INSTITUTION	4 KHEMKA HOUSE	11 COMMUNITY CENTRE SAKET	NEW DELHI
SERIES-I	02/09/2013 - 01/03/2014	100000.00	9.50	181	B P OIL MILLS LTD EMPLOYEES PROVIDENT FUND	99 BIRLA BUILDING	9/1 R N MUKHERJEE ROAD	KOLKATA
SERIES-I	02/09/2013 - 01/03/2014	100000.00	9.50	181	SHREE MATUNGA GUJARATI SEVA MANDAL	1 MAITHAN B P OIL MILLS LTD		AGRA
SERIES-I	02/09/2013 - 01/03/2014	100000.00	9.50	181	TEXTILES COMMITTEE CONTRIBUTORY PROVIDENT FUND TRUST	6 398	TELANG ROAD	MUMBAI
SERIES-I	02/09/2013 - 01/03/2014	100000.00	9.50	181	ST. PAUL'S MISSION SCHOOL EMPLOYEES PROVIDENT FUND	40 P. BALU ROAD	MATUNGA	
SERIES-I	02/09/2013 - 01/03/2014	100000.00	9.50	181	DELHI DEVELOPMENT AUTHORITY	10 5 SCOTT LANE	PRABHADEVI CHOWK	MUMBAI
SERIES-I	02/09/2013 - 01/03/2014	100000.00	9.50	181	SUNITA LAUTKUMAR AGARWAL	500 VIKAS SADAN	INA	NEW DELHI
SERIES-I	02/09/2013 - 01/03/2014	100000.00	9.50	181	ALEM8IC GLASS INDUSTRIES P F TRUST	10 304 SURYA KIRAN BLDG	19 K G MARG	NEW DELHI
SERIES-I	02/09/2013 - 01/03/2014	100000.00	9.50	181		14 ALEM8IC LTD	GORWA	BARODA

*[Handwritten signature]*

SERIES-I	02/09/2013 - 01/03/2014	1000000.00	9.50	181	RAMPUR DISTRICT COOPERATIVE BANK LTD- EMPLOYEES PROVIDENT FUND TRUST	120 RAMPUR ZILA SAHAKARI BANJ RAMPUR	ATLAS ROAD	SONEPAT	HARYANA
SERIES-I	02/09/2013 - 01/03/2014	1000000.00	9.50	181	ATLAS CYCLE INDUSTRIES PROVIDENT FUND TRUST	10 ATLAS NAGAR	ATLAS ROAD	SONEPAT	HARYANA
SERIES-I	02/09/2013 - 01/03/2014	1000000.00	9.50	181	TURNER MORRISON GROUP SUPERANNUATION FUND	3 TURNER MORRISON BLDG	1ST FLOOR	6 LYONS RANGE	KOLKATA
SERIES-I	02/09/2013 - 01/03/2014	1000000.00	9.50	181	CHAITRA ADVERTISING PVT LTD EMPLOYEES PROVIDENT FUND	15 BIG APPLE -A DR. SHIRODKAR PAREL			MUMBAI
SERIES-I	02/09/2013 - 01/03/2014	1000000.00	9.50	181	SPL EMPLOYEES PROVIDENT FUND	3 12/1 NELLIE SENGUPTA SARANI			MUMBAI
SERIES-I	02/09/2013 - 01/03/2014	1000000.00	9.50	181	WANDER LIMITED EMPLOYEES PROVIDENT FUND	10 C/O WANBURY LIMITED	BSEL TECH PARK 'B' WIN OPP VASHI RAILWAY STATION	NAVI MUMBAI	
SERIES-I	02/09/2013 - 01/03/2014	1000000.00	9.50	181	FOOD CORPORATION OF INDIA CPF TRUST	610 KHADYA SADAN 13TH FLOOR	16 20 BARAKHAMBA LANE		NEW DELHI
SERIES-I	02/09/2013 - 01/03/2014	1000000.00	9.50	181	NATIONAL REFINERY P. LTD EMPLOYEES (STAFF AT 87 TARDEO ROAD) PROVIDENT FUND.	4 C/O NATIONAL REFINERI PVT. 187 TARDEO ROAD.		MUMBAI	
SERIES-I	02/09/2013 - 01/03/2014	1000000.00	9.50	181	NATIONAL REFINERY P. LTD EMPLOYEES GRATUITY FUND.	3 C/O NATIONAL REFINERI PVT. 187 TARDEO ROAD.		MUMBAI	
SERIES-I	02/09/2013 - 01/03/2014	1000000.00	9.50	181	NITIMA HIRALAL PODDAR THE INDIAN SMELTING AND REFINING CO LTD EMPLOYEES PROVIDENT FUND	5 2003 KENT HEIGHTS CHS LTD	VARDHAMAN NAGAR NA OFF S V ROAD MALAD WEST	MUMBAI	
SERIES-I	02/09/2013 - 01/03/2014	1000000.00	9.50	181	SHREE MANAV SEVA SANGH	25 C/O THE INDIAN SMELTING AND REFINING CO LTD		LAL BAHADUR SHASTRI MAR BANDUP	MUMBAI
SERIES-I	02/09/2013 - 01/03/2014	1000000.00	9.50	181	THE T.I.C. LTD. EMPLOYEES GRATUITY FUND	3 255/257	SION ROAD WEST	SION	MUMBAI
SERIES-I	02/09/2013 - 01/03/2014	1000000.00	9.50	181	THE T.I.C. LTD. EMPLOYEES PROVIDENT FUND	15 NO.692	ANNA SALAI	NANDANAM	CHENNAI
SERIES-I	02/09/2013 - 01/03/2014	1000000.00	9.50	181	FRANCO INDIAN REMEDIES PVT LTD EMPLOYEES PROVIDENT FUND	70 NO.692	ANNA SALAI	NANDANAM	CHENNAI
SERIES-I	02/09/2013 - 01/03/2014	1000000.00	9.50	181	STAR PAPER MILLS LTD PROVIDENT FUND	4 120 DR E MOSES ROAD		MAHALAXMI	MUMBAI
SERIES-I	02/09/2013 - 01/03/2014	1000000.00	9.50	181	PROVIDENT FUND	2 DUNCAN HOUSE	2ND FLOOR	31 NETAJI SUBHAS ROAD	KOLKATA

*Ch*



SERIES-I	02/09/2013 - 01/03/2014	100000.00	9.50	181	ASSAM PETROCHEMICALS LIMITED PROVIDENT FUND	ASSAM PETROCHEMICALS LIMITED	1 ASSAM PETROCHEMICALS LTD PO PARBATPUR	NAVRUP	DIST DIBRUGARH
SERIES-I	02/09/2013 - 01/03/2014	100000.00	9.50	181	PAUSHAK LTD PROVIDENT FUND	PAUSHAK LTD	2 ALEMBC ROAD	BARODA	BARODA
SERIES-I	02/09/2013 - 01/03/2014	100000.00	9.50	181	GLOBE THEATRES PVT LTD. STAFF PROVIDENT FUND	GLOBE THEATRES PVT LTD.	3 CAPITOL CINEMA BLDG	MUMBAI	
SERIES-I	02/09/2013 - 01/03/2014	100000.00	9.50	181	TRUSTEES GEB'S C P FUND	TRUSTEES GEB'S C P FUND	450 SARDAR PATEL VIDYUT BHAVA RACE COURSE	BARODA	
SERIES-I	02/09/2013 - 01/03/2014	100000.00	9.50	181	BECHTEL INDIA EMPLOYEES PROVIDENT FUND TRUST	BECHTEL INDIA EMPLOYEES PROVIDENT FUND TRUST	20 249A UDYOG VIHAR	GURGAON	HARYANA
SERIES-I	02/09/2013 - 01/03/2014	100000.00	9.50	181	VPFIL EMPLOYEES PROVIDENT FUND	VPFIL EMPLOYEES PROVIDENT FUND	2 113/114 A		FARIDABAD
SERIES-I	02/09/2013 - 01/03/2014	100000.00	9.50	181	RAI AND SONS PRIVATE LIMITED EMPLOYEES PROVIDENT FUND	RAI AND SONS PRIVATE LIMITED EMPLOYEES PROVIDENT FUND	3 9A PHELPS BUILDING	CONNAUGHT PLACE	NEW DELHI
SERIES-I	02/09/2013 - 01/03/2014	100000.00	9.50	181	TRUSTEE GOODYEAR INDIA LTD FACTORY PROVIDENT FUND	TRUSTEE GOODYEAR INDIA LTD FACTORY PROVIDENT FUND	4 TRUSTEE GOODYEAR INDIA LTD PROVIDENT FUND		
SERIES-I	02/09/2013 - 01/03/2014	100000.00	9.50	181	KETTLEWELL BULLEN AND COMPANY LTD. EMPLOYEES GRATUITY FUND	KETTLEWELL BULLEN AND COMPANY LTD. EMPLOYEES GRATUITY FUND	1 21 STRAND ROAD	DALHOUSE	BALLABGARH
SERIES-I	02/09/2013 - 01/03/2014	100000.00	9.50	181	B K BIRLA GROUP OF COMPANIES PROVIDENT FUND INSTITUTION	B K BIRLA GROUP OF COMPANIES PROVIDENT FUND INSTITUTION		KOLKATTA WEST BENGAL	KOLKATTA
SERIES-I	02/09/2013 - 01/03/2014	100000.00	9.50	181	B P OIL MILLS LTD EMPLOYEES PROVIDENT FUND	B P OIL MILLS LTD EMPLOYEES PROVIDENT FUND	30 BIRLA BUILDING	9/1 R N MUKHERJEE ROAD	KOLKATA
SERIES-I	02/09/2013 - 01/03/2014	100000.00	9.50	181	DELHI DEVELOPMENT AUTHORITY	DELHI DEVELOPMENT AUTHORITY	1 MAITHAN B P OIL MILLS LTD		AGRA
SERIES-I	02/09/2013 - 01/03/2014	100000.00	9.50	181	FOOD CORPORATION OF INDIA CPF TRUST	FOOD CORPORATION OF INDIA CPF TRUST	500 VIKAS SADAN	INA	NEW DELHI
SERIES-I	02/09/2013 - 01/03/2014	100000.00	9.50	181	TRUSTEES GEB'S C P FUND	TRUSTEES GEB'S C P FUND	750 KHADYA SADAN 13TH FLOOR	16 20 BARAKHAMBA LANE	NEW DELHI
SERIES-I	02/09/2013 - 01/03/2014	100000.00	9.50	181	DELHI DEVELOPMENT AUTHORITY	DELHI DEVELOPMENT AUTHORITY	750 SARDAR PATEL VIDYUT BHAVA RACE COURSE	BARODA	NEW DELHI
SERIES-I	02/09/2013 - 01/03/2014	100000.00	9.50	181	FOOD CORPORATION OF INDIA CPF TRUST	FOOD CORPORATION OF INDIA CPF TRUST	500 VIKAS SADAN	INA	NEW DELHI
SERIES-I	02/09/2013 - 01/03/2014	100000.00	9.50	181	A P S R T C EMPLOYEES PROVIDENT FUND TRUST	A P S R T C EMPLOYEES PROVIDENT FUND TRUST	750 KHADYA SADAN 13TH FLOOR	16 20 BARAKHAMBA LANE	NEW DELHI
SERIES-I	02/09/2013 - 01/03/2014	100000.00	9.50	181	TRUSTEES GEB'S C P FUND	TRUSTEES GEB'S C P FUND	500 C/O APSTRC EMPLOYEES PROVIDENT FUND TRUST	BUS BHAVAN (ADMINISTRATIVE)	MUSHIRABAD
SERIES-I	02/09/2013 - 01/03/2014	100000.00	9.50	181	TRUSTEES GEB'S C P FUND	TRUSTEES GEB'S C P FUND	250 SARDAR PATEL VIDYUT BHAVA RACE COURSE	BARODA	HYDERABAD

DELHI TRUST CO. LTD.  
 Chakri Sadan, Kotla Road  
 New Delhi, India

*Handwritten signature*

SERIES-I	02/09/2013 - 01/03/2014	100000.00	9.50	181	DELHI DEVELOPMENT AUTHORITY	500	VIKAS SADAN	INA	NEW DELHI	NEW DELHI
SERIES-I	02/09/2013 - 01/03/2014	100000.00	9.50	181	BOARD OF TRUSTEES HINDUSTAN STEEL LIMITED BHILAI STEEL PROJECT PROVIDENT FUND	500	SHED NO- 47	OLD MAIN OFFICE	BHILAI MP	BHILAI MP
SERIES-I	02/09/2013 - 01/03/2014	100000.00	9.50	181	FOOD CORPORATION OF INDIA CPF TRUST	1000	KHADYA SADAN 13TH FLOOR	16 20 BARAKHAMBA LANE	NEW DELHI	NEW DELHI
SERIES-I	02/09/2013 - 01/03/2014	100000.00	9.50	181	BOARD OF TRUSTEES HINDUSTAN STEEL LIMITED BHILAI STEEL PROJECT PROVIDENT FUND	500	SHED NO- 47	OLD MAIN OFFICE	BHILAI MP	BHILAI MP
SERIES-I	02/09/2013 - 01/03/2014	100000.00	9.50	181	FOOD CORPORATION OF INDIA CPF TRUST	1500	KHADYA SADAN 13TH FLOOR	16 20 BARAKHAMBA LANE	NEW DELHI	NEW DELHI
SERIES-I	02/09/2013 - 01/03/2014	100000.00	9.50	181	BOARD OF TRUSTEES HINDUSTAN STEEL LIMITED BHILAI STEEL PROJECT PROVIDENT FUND	300	SHED NO- 47	OLD MAIN OFFICE	BHILAI MP	BHILAI MP
SERIES-I	02/09/2013 - 01/03/2014	100000.00	9.50	181	FOOD CORPORATION OF INDIA CPF TRUST	1200	KHADYA SADAN 13TH FLOOR	16 20 BARAKHAMBA LANE	NEW DELHI	NEW DELHI
SERIES-I	02/09/2013 - 01/03/2014	100000.00	9.50	181	BOARD OF TRUSTEES FOR BOKARO STEEL EMPLOYEES PROVIDENT FUND	500	ADMINISTRATIVE BUILDING	BOKARO STEEL PLANT	B S CITY	JHARKHAND
SERIES-I	02/09/2013 - 01/03/2014	100000.00	9.50	181	RUSSELL REYNOLDS ASSOCIATES INDIA EMPLOYEES PROVIDENT FUND	3	203	EROS CORPORATE TOWER	NEHRU PLACE	DELHI
SERIES-I	02/09/2013 - 01/03/2014	100000.00	9.50	181	THE TRUSTEES OF THE PROVIDENT FUND OF RAJASTHAN STATE MINES AND MINERALS LIMITED	120	4 MEERA MARG	UDAIPUR	RAJ	RAJ
SERIES-I	02/09/2013 - 01/03/2014	100000.00	9.50	181	CONCOR EMPLOYEES CONTRIBUTORY P F TRUST	30	CONCOR ECPF TRUST CONCOR	C 3 MATHURA ROAD	OPP HOSPITAL	NEW DELHI
SERIES-I	02/09/2013 - 01/03/2014	100000.00	9.50	181	CONCOR EMPLOYEES GRATUITY FUND	20	CONCOR BHAWAN	C 3 MATHURA ROAD	OPP APOLLO HOSPITAL	NEW DELHI
SERIES-I	02/09/2013 - 01/03/2014	100000.00	9.50	181	RHC HOLDING EMPLOYEES PROVIDENT FUND TRUST	5	54	JANPATH	CONNAUGHT PLACE	NEW DELHI DELHI
SERIES-I	02/09/2013 - 01/03/2014	100000.00	9.50	181	D S I D C LIMITED EMPLOYEES PROVIDENT FUND TRUST	45	A 3/4 STATE EMPORIA BUILDING	BABA KHARK SINGH MARG	NEW DELHI	NEW DELHI

DELHI TRANSCO LTD.  
Shakti Sadan, Kotla Road  
New Delhi-110002

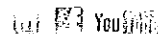
*Chauhan*

SERIES-I	02/09/2013 - 01/03/2014	100000.00	9.50 181	DA-TARA-TNK EMPLOYEES PROVIDENT FUND TRUST			7 B-32 TARA CRESCENT	QUTAB INSTITUTIONAL A	NEW MEHRAULI ROAD	NEW DELHI
SERIES-I	02/09/2013 - 01/03/2014	100000.00	9.50 181	FOOD CORPORATION OF INDIA CPF TRUST			750 KHADYA SADAN 13TH FLOOR	16 20 BARAKHAMBA LANE		NEW DELHI
SERIES-I	02/09/2013 - 01/03/2014	100000.00	9.50 181	BOARD OF TRUSTEES FOR BOKARO STEEL EMPLOYEES PROVIDENT FUND			500 ADMINISTRATIVE BUILDING	BOKARO STEEL PLANT	B S CITY	JHARKHAND
SERIES-I	02/09/2013 - 01/03/2014	100000.00	9.50 181	A P S R T C EMPLOYEES PROVIDENT FUND TRUST			500 C/O APSTRC EMPLOYEES PRO	BUS BHAVAN (ADMINISTRATIVE)	MUSHIRABAD	HYDERABAD
SERIES-I	02/09/2013 - 01/03/2014	100000.00	9.50 181	THE ASSEMBLY OF GOD CHURCH SCHOOL STAFF PROVIDENT FUND			10 THE ASSEMBLY OF GOD CHURCH SCHOOL STAFF PROVIDENT	125/1 PARK STREET		CALCUTTA
SERIES-I	02/09/2013 - 01/03/2014	100000.00	9.50 181	ST PAULS SCHOOL DARJEELING PROVIDENT FUND			10 JALAPAHAR			DARJEELING
SERIES-I	02/09/2013 - 01/03/2014	100000.00	9.50 181	BATLIBOI ENVIRONMENTAL ENGINEERING LIMITED EMPLOYEES' PROVIDENT FUND			7 BATLIBOI HOUSE	25/26 DEONAR ANCLILLA ESTATE	GOVANDI(WEST)	MUMBAI

P. K. MAHAJAN  
 Company Secretary  
 DELHI TRANSCO LTD.  
 Shakel Sadan, Kolda Road  
 New Delhi-110002



STAY CONNECTED



- Our Offerings
- Ratings Lists
- Rating Rationales
- Rating / Grading Scale
- Rating Process
- Ratings Publications
- Credit Rating FAQs

Find a Rating



Ratings Investor Grievances

>> Company Factsheet



### Company Factsheet

#### Delhi Transco Limited

Rating Outstanding as on 22-Apr-2014

Industry : Electric Utilities

Long Term	CRISIL BBB+	Negative	View
-----------	-------------	----------	------

Recent Announcements

27-DEC-2013

Delhi Transco Limited: Rating downgraded to 'CRISIL BBB+/Negative'

Rating Criteria for Power Distribution Utilities

Rating Criteria for Power Generation Utilities

Rating Criteria for State Electricity Boards

*Handwritten signature*

M. K. JAIN  
 Deputy General Mgr.  
 DELHI TRANSCO LTD.  
 30/30 Sadan, Kotla Road  
 NEW DELHI-110002

## Rating Rationale

December 27, 2013  
Mumbai

## Delhi Transco Limited

## Rating downgraded to 'CRISIL BBB+/Negative'

Bonds Aggregating Rs.7 Billion

CRISIL BBB+/Negative (Downgraded from  
'CRISIL A+/Negative')

CRISIL has downgraded its ratings on the long-term debt instruments (bond issues) of Delhi Transco Ltd (DTL) to 'CRISIL BBB+/Negative' from 'CRISIL A+/Negative'.

The rating downgrade is driven by continued pressure on DTL's cash flows owing to persisting delays in collections from its key customers, BSES Rajdhani Power Ltd (BRPL) and BSES Yamuna Power Ltd (BYPL) coupled with a delay in conversion of debt, raised from Government of National Capital Territory of Delhi (GNCTD) amounting to Rs.5.91 billion, into equity in 2013-14 (refers to financial year, April 1 to March 31).

BRPL and BYPL constitute almost 70 per cent of DTL's revenue mix. Since 2012, both distribution companies (discoms) have been delaying its payments to DTL; this has led to DTL's receivables increasing to Rs.12.6 billion as on October 2013 from Rs.10.26 billion as on March 31, 2013 (DTL's receivables were at Rs. 3.79 billion as on March 31, 2011). For the seven months ended October 2013, DTL has collected around 57 per cent of the billing from the two discoms (Up till March 30, 2013, around 50 per cent of the billed amount has been collected). CRISIL believes that if recovery of receivables continues at a similar rate it would further deteriorate DTL's cash flows and hence constitutes the key rating sensitivity factor.

Furthermore, in April 2013, CRISIL had expected conversion of GNCTD loans to equity, to happen in the first quarter of 2013-14 which would have eased DTL's liquidity position. However, the conversion of loans to equity has been delayed and CRISIL believes that due to elections in the GNCTD it could be further delayed by 12-15 months, thereby increasing the repayment pressure on DTL. However, DTL has flexibility in its debt obligations to its parent Delhi power corporation Ltd (DPCL) which is a key comforting factor. Further, DTL also has access to working capital lines of Rs. 750 million sanctioned in November 2013 and another line of credit of Rs. 3.5 billion is being processed by banks which will add to its liquidity.

In its tariff order dated July 2013, DERC has allowed DTL to recover arrears from Delhi Vidyut Board amounting to Rs. 5.41 billion in 2013-14. DERC has also allowed payment to pension trust of Rs.4 billion in 2013-14. On the other hand, DERC has tried up expenses for multi-year tariff period 2007-12 which has led to a reduction in annual revenue requirement (ARR) by Rs. 10.35 billion. As a part of this true-up, DERC has disallowed 50 per cent of DTL's debt as on March 31, 2012; this is because capitalization during the multi-year tariff period has been lower than the corresponding increase in debt. CRISIL believes that this has also led to temporary cash flow mismatches for DTL in 2013-14 and approval of DTL's capital expenditure by DERC would be key monitorable over the medium term. Overall DERC has allowed Rs.5 billion of ARR for DTL for 2013-14.

DTL's rating continues to reflect the benefits that DTL derives from its monopoly in the intra-state power transmission business in Delhi, its stable revenue generation, supported by the regulated nature of its business, and its efficient operations. These rating strengths are partially offset by DTL's weak counterparty credit profile, exposure to risks related to its large capital expenditure (capex) plans and its modest financial risk profile.

DTL enjoys a natural monopoly and transmits power from the central generating utilities, Pragati Power Corporation Ltd (PPCL) and Indraprastha Power Generation Company Ltd (IPGCL), and from other private generators to discoms in Delhi. DTL's tariff is determined by Delhi Electricity Regulatory Commission (DERC); the tariff enables DTL to recover its expenses and allows for return on equity based on network availability provided it meets DERC's stipulated operating norms. DTL's efficient operations are marked by low transmission losses of around 1.2 per cent and high availability above the performance benchmark of 98 per cent set by regulator for full recovery of fixed costs.

These rating strengths are partially offset by DTL's exposure to weak counterparty risk profile. DTL's major counterparties, BRPL and BYPL have a weak financial risk profile marked by high regulatory assets (Rs.54 billion in BRPL and Rs.33 billion in BYPL as on March 31, 2012<sup>1</sup>) and weak gearing. CRISIL believes that, this has led to weak receivable recovery for DTL over the past two years and debtor realisation

would continue to be the key rating sensitivity factor for DTL. Furthermore, DTL's cash flows are also dependent on approval of DTL's capital expenditure plans by DERC. DTL's capital expenditure was around Rs.22 billion between 2010-11 and 2012-13, out which Rs. 9.76 billion was capital work in progress as on March 31, 2013. This capital expenditure needs to be approved by DERC, to enable DTL to recover the expenses by way of tariff and hence it would be a key monitorable. Also, DTL's financial risk profile is modest marked by stretched receivables and weak liquidity position. Hence recovery of receivables and conversion of GNCTD loans to equity would be key rating sensitivity factors over the near term.

P. K. **Outlook: Negative**

CRISIL believes that DTL's financial risk profile could weaken further if there are persistent delays in debtor realisation from discoms. The ratings may be downgraded on further delays in debtor realization leading to stretch in DTL's cash flows or if there is any change in support philosophy of GNCTD or DPCL. <sup>1</sup>CRISIL's outlook may be revised to 'Stable' if average term deposits are allowed across the

Conversely, the outlook may be revised to stable if affairs from discoms are cleared sooner than expected, leading to improvement in DTL's liquidity position.

**About the Company**

DTL, established in 2001, is wholly owned by GNCTD. As envisioned in the Delhi Electricity Reform (Transfer Scheme) Rules, 2001, the erstwhile Delhi Vidyut Board was unbundled into one holding company (Delhi Power Company Ltd), two generation companies (IPGCL and PPCL), a transmission company (DTL), and three distribution companies (South-West Delhi Electricity Distribution Company Ltd, Central-East Delhi Electricity Distribution Company Ltd, and North-Northwest Delhi Distribution Company Ltd). The three discoms were privatised and were renamed BSES Rajdhani Power Ltd and BSES Yamuna Power Ltd, and North Delhi Power Ltd. DTL was initially involved in transmission and bulk power trading. Under the provisions of the Electricity Act 2003, DTL divested its bulk supply business in April 2007; this business was transferred to the three discoms. All power purchase agreements signed with DTL by the central power utilities, state generating companies, and private generators, were transferred to the three discoms. As a result of the transfer, DTL is currently involved in transmission and has been designated as the state transmission utility in the National Capital Territory of Delhi.

DTL reported a profit after tax (PAT) of Rs.2.63 billion on net sales of Rs.7.96 billion for 2012-13, against a PAT of Rs.7.95 billion on net sales of Rs. 14.33 billion for 2011-12.

<sup>1</sup>BRPL &BYPL tariff order dated July 2013

**Media Contacts**

**Tanuja Abhinandan**  
Communications and Brand Management  
CRISIL Limited  
Phone: +91-22- 3342 1818  
Email:tanuja.abhinandan@crisil.com

**Shweta Ramchandani**  
Communications and Brand Management  
CRISIL Limited  
Phone: +91 22 3342 1886  
Email:  
shweta.ramchandani@crisil.com

**Analytical Contacts**

**Sudip Sural**  
Senior Director - CRISIL Ratings  
Phone: +91-124-672 2000  
Email: sudip.sural@crisil.com

**Manoj Damle**  
Director - CRISIL Ratings  
Phone: +91-22-3342 3342  
Email:manoj.damle@crisil.com

**Customer Service Helpdesk**

Timings: 10.00 am to 7.00 pm  
Toll free number: 1800 267 1301  
Email:CRISILratingdesk@crisil.com

**Note:**

This rating rationale is transmitted to you for the sole purpose of dissemination through your newspaper / magazine / agency. The rating rationale may be used by you in full or in part without changing the meaning or context thereof but with due credit to CRISIL. However, CRISIL alone has the sole right of distribution of its rationales for consideration or otherwise through any media including websites, portals etc.

**Crisil complexity levels are assigned to various types of financial instruments. The crisil complexity levels are available on [www.crisil.com/complexity-levels](http://www.crisil.com/complexity-levels). Investors are advised to refer to the crisil complexity levels for instruments that they desire to invest in. Investors may also call the Customer Service Helpdesk with queries on specific instruments.**

**About CRISIL LIMITED**

CRISIL is a global analytical company providing ratings, research, and risk and policy advisory services. We are India's leading ratings agency. We are also the foremost provider of high-end research to the world's largest banks and leading corporations.

**About CRISIL Ratings**

CRISIL Ratings is India's leading rating agency. We pioneered the concept of credit rating in India in 1987. With a tradition of independence, analytical rigour and innovation, we have a leadership position. We have rated over 60,000 entities, by far the largest number in India. We are a full-service rating agency. We rate the entire range of debt instruments: bank loans, certificates of deposit, commercial paper, non-convertible debentures, bank hybrid capital instruments, asset-backed securities, mortgage-backed securities, perpetual bonds, and partial guarantees. CRISIL sets the standards in every aspect of the credit rating business. We have instituted several innovations in India including rating municipal bonds, partially guaranteed instruments and microfinance institutions. We pioneered a globally unique and affordable rating service for Small and Medium Enterprises (SMEs). This has significantly expanded the market for ratings and is improving SMEs' access to affordable finance. We have an active outreach programme with issuers, investors and regulators to maintain a high level of transparency regarding our rating criteria and to disseminate our analytical insights and knowledge.

**CRISIL PRIVACY NOTICE**

CRISIL respects your privacy. We use your contact information, such as your name, address, and email id, to fulfill your request and service your account and to provide you with additional information from CRISIL and other parts of McGraw Hill Financial you may find of interest.

For further information, or to let us know your preferences with respect to receiving marketing materials, please visit [www.crisil.com/privacy](http://www.crisil.com/privacy). You can view McGraw Hill Financial's Customer Privacy Policy at <http://www.mhfi.com/privacy>.  
Last updated: May, 2013

**Disclaimer:** A CRISIL rating reflects CRISIL's current opinion on the likelihood of timely payment of the obligations under the rated instrument and does not constitute an audit of the rated entity by CRISIL. CRISIL ratings are based on information provided by the issuer or obtained by CRISIL from sources it considers reliable. CRISIL does not guarantee the completeness or accuracy of the information on which the rating is based. A CRISIL rating is not a recommendation to buy, sell, or hold the rated instrument; it does not comment on the market price or suitability for a particular investor. All CRISIL ratings are under surveillance. Ratings are revised as and when circumstances so warrant. CRISIL is not responsible for any errors and especially states that it has no financial liability whatsoever to the subscribers / users / transmitters / distributors of this product. CRISIL ratings and rationales are available with discoms to the public on the website [www.crisil.com](http://www.crisil.com).

CRISIL Ratings :  
Ratings rating criteria are available without charge to the public on the CRISIL web site, [www.crisil.com](http://www.crisil.com). For the latest rating information on any instrument of any company rated by CRISIL, please contact CRISIL RATING DESK at [CRISILratingdesk@crisil.com](mailto:CRISILratingdesk@crisil.com), or at (+91 22) 3342 3000.

December 27, 2013

<http://www.crisil.com>

Stay Connected | [CRISIL Website](#) | [Twitter](#) | [LinkedIn](#) | [YouTube](#) | [Facebook](#)

CRISIL has revised its rating symbols and definitions with effect from July 11, 2011 to comply with the SEBI circular, 'Standardisation of Rating Symbols and Definitions'. The revised rating symbols carry the prefix, 'CRISIL'. The rating symbols for short-term instruments have been revised to 'CRISIL A1', 'CRISIL A2', 'CRISIL A3', 'CRISIL A4', and 'CRISIL D' from the earlier 'P1', 'P2', 'P3', 'P4', and 'P5', respectively. The revision in the rating symbols and definitions is not to be construed as a change in the ratings. For details on revised rating symbols and definitions, please refer to the document, 'Revision of Rating Symbols and Definitions', at the link, <http://www.crisil.com/ratings/credit-rating-scale.html>

P. K. MALLIK  
Company Director  
DELHI TRANSCO Ltd.  
Shakti Sadan, Kirti Road  
New Delhi-110002

# Delhi Transco Limited

## Full Rating Report

### Ratings

Long-Term Issuer Rating	IND A+
Long-Term Loans	IND A+
Non-Fund-Based Bank Facilities	IND A+/IND A1

### Key Rating Drivers

**Linkages with GoNCTD:** India Ratings & Research (Ind-Ra) affirmed Delhi Transco Limited's (DTL) ratings on 23 July 2013. DTL's ratings continue to reflect its strong operational, financial and strategic linkages with the government of National Capital Territory of Delhi (GoNCTD). The ratings reflect DTL's position as a key vehicle in furthering GoNCTD's social and infrastructural obligations in Delhi's power sector.

### Outlook

Long-Term Issuer Rating	Stable
-------------------------	--------

### Financial Data

Delhi Transco Limited			
Particulars	Mar 12	Mar 11	
Revenue (INRm)	14,122	4,542	
Operating EBITDAR (INRm)	12,780	3,594	
Net leverage (x)	1.2	3.5	
Total gross debt (INRbn)	20.3	13.3	

**Financial Support to Continue:** To tide over the receivables situation and ease the liquidity situation, GoNCTD has re-directed part of the subsidy payable to BSES Rajdhani Power Limited (BRPL) and BSES Yamuna Power Limited (BYPL) to DTL. Ind-Ra expects GoNCTD to provide sufficient interim financial support to DTL till regular cash inflows start from the discoms delaying payments. In the past, GoNCTD has infused equity, converted loan to equity and provided debt to support DTL.

**Regulated Operations:** DTL operates as a regulated state transmission utility, under the multi-year tariff (MYT) framework of Delhi Electricity Regulatory Commission (DERC). The stable and transparent regulatory process assures recovery of fixed costs with 14% return on equity.

**Non-payment/Delays in Realisation of Dues:** DTL faced non-payment or delays in receipt of payment from two discoms, (BRPL) and (BYPL), accounting for 65%-70% of its revenue. Due to the weak financial profile of these discoms, DTL's receivables increased to INR10.2bn at FYE13 from INR3.8bn at FYE11.

**Revenue Claw-back by Regulator Likely:** DERC had approved the annual revenue requirement (ARR) of DTL based on a projected capex of INR30bn over FY08-FY12. However, DTL incurred lower capex at INR15bn over the period and hence the company's billings based on approved ARR are higher than it is entitled to under the regulatory framework. DTL's true-up petition indicates excess billing of INR4.66bn which the regulator will claw back from DTL post finalisation of true-up. Hence, the net debtors would stand at INR5.54bn.

**Past DVB Arrears Recovery Possible:** DTL expects Delhi Vidyut Board (DVB) arrears, totalling INR10.4bn as of FYE12 including carrying costs, to be allowed to it by DERC as the Appellate Tribunal of Electricity (ATE) has ruled in favour of DTL. The allowance of such amount by the commission would be positive for DTL.

**Leverage to Remain High:** Non-payment or delays in payment by the two discoms can lead to higher reliance on short-term funds from banks or GoNCTD which can keep the leverage high. The leverage is also likely to remain high on account of DTL's projected capex of INR12bn (INR4bn annually) over FY13-FY15 to be funded in a D:E ratio of 70:30.

### Related Research

2013 Outlook: Indian Power (January 2013)  
2013 Mid-Year Outlook: Power (July 2013)

### Rating Sensitivities

**Negative:** Negative rating guidelines include non-recovery of past dues, build-up in receivables from discoms in Delhi or weakening of linkages with GoNCTD.

### Analysts

Vivek Jain  
+91 11 4356 7249  
vivek.jain@indiaratings.co.in

### Liquidity and Debt Structure

DTL's debt, as of FYE12, was INR20.3bn, with INR6bn from GoNCTD for approved plan scheme and the remaining from banks. As of FYE12, DTL's cash and cash equivalents were INR5.1bn. DTL has a non-fund based facility of INR1bn.

Salil Garg  
+91 11 4356 7244  
salil.garg@indiaratings.co.in

P. K. MALIK



## Company Analysis

DTL is the successor of the erstwhile DVB. The company came into existence on 1 July 2002, as a state transmission utility of the national capital. DTL provides its network to the five discoms operating in Delhi - BRPL, BYPL, Tata Power Delhi Distribution Company (TPDDL), New Delhi Municipal Corporation (NDMC) and Military Engineer Services (MES). Since 2007 DTL has been operating as a pure transmission company, no longer responsible for the bulk purchase of electricity for onward supply to discoms in Delhi.

## Business Analysis

### Non-payment of Dues by Discoms

Delays or non-payment of dues from BRPL and BYPL, because of their weak financial profile, stressed DTL's cash flows during FY13. Total receivables increased to INR10.2bn from INR3.8bn in FYE11. As of FYE12, 85% of DTL's debtors were represented by BRPL and BYPL. However, GoNCTD provided relief to DTL by re-directing part of the subsidy payable to BRPL and BYPL to DTL. Ind-Ra expects GoNCTD to continue providing interim financial support in the form of debt and equity till the financial profiles of the discoms improve.

Other than BRPL and BYPL, all discoms operating in Delhi have been making timely payments. DTL has been actively following up with both BRPL and BYPL for resolution of the outstanding dues. DTL is entitled to charge surcharge income from BRPL and BYPL on late payment of bills. However, the company has conservatively not been booking the surcharge as part of income currently in the P&L.

Figure 1

### Revenues and Debtors

Particulars (INRm)	FY10	FY11	FY12	FY13(P)
Revenues	3,363	4,542	14,122	7,840
Debtors	2,987	3,788	9,411	10,209

Source: DTL, Ind-Ra

DTL's FY12 revenue was high on account of INR1.5bn allowed by DERC on provisional basis towards pension trust funding. The same amount is payable to pension trust after recovering from discoms. The FY12 revenues also include INR3.29bn on account of past arrears recognised in FY12 post receipt of tariff order and INR2bn as income tax liability paid by the company but recoverable from discoms in addition to wheeling charges.

Figure 2

### Break-down of Debtors

Particulars (INRm)	FY12	FY13(P)	% FY12	% FY13(P)
Debtors	9,411	10,209	100	100
BRPL	4,923	5,447	52	53
BYPL	3,126	3,636	33	36
TPDDL	1,141	911	12	9
NDMC	261	210	3	2
MES	35	5	0	0

Source: DTL, Ind-Ra

### Claw-Back of Revenues

DTL's ARR is primarily governed by the level of fixed asset capitalisation it achieves. Since DERC follows an MYT framework for tariff setting, a projected fixed asset capitalisation based on the plans submitted by DTL is considered by DERC while arriving at the ARR. Over FY08-FY12, DERC considered a fixed asset capitalisation of INR30bn, however DTL could achieve capitalisation of only INR15bn. Hence, the company's billings, based on the approved ARR, are higher than it is entitled to under the regulatory framework. As per DTL's petition, excess billing of INR4.66bn has been done which the regulator will claw back from DTL post finalisation of true-up.

### Applicable Criteria

Corporate Rating Methodology  
(September 2012)

Figure 3

Approved and Actual Capitalisation over FY08-FY12

Particulars (INRbn)	FY08	FY09	FY10	FY11	FY12	Total
Approved capitalisation	1.9	1.85	12	7	7.23	29.98
Actual capitalisation	0.67	1.47	0.95	6.25	5.60	14.94
Difference	1.23	0.38	11.05	0.75	1.63	15.04
% achieved	35	79	8	89	77	50

Source: DTL, Ind-Ra

Since DTL has excess billing of INR4.66bn, the receivables position also looks stretched. Hence, in light of the excess billing, the actual debtors would be lower than the INR10.2bn on DTL books.

### Past DVB Arrear Recovery

Post the unbundling of DVB, DERC had held that the arrears pertaining to the pre-privatisation period to be paid by discoms to Delhi Power Company (holding company) be treated as receivable by DTL instead of the Delhi holding company. DERC adjusted DTL's revenue requirements downward by INR2.1bn for FY03 and FY04, INR2.1bn for FY05 and FY06 and INR2.18bn for FY07, a cumulative of INR6.37bn.

DTL filed an appeal before ATE, which subsequently passed an order, stating that DTL was not entitled to receive any payment from the holding company as per the provisions of the unbundling and hence DTL's ARR must be revised.

DERC filed a statutory appeal in the Supreme Court and did not allow this amount in DTL's ARR as the matter was sub-judice and not finalised. The ATE again ruled in favour of DTL whereas DERC did not allow this amount to DTL till FY13. However, in MYT order passed by the DERC dated 31 July 2013, DERC recognised DVB arrears to the extent of INR16.9bn till FYE14. INR5.4bn has been allowed to be recovered in FY14 and balance amounting to INR11.5bn has been carried forward for recovery in the future.

### Financial Analysis

#### Revenue

DERC has finalised the following ARR for DTL for FY13-FY15 based on an annual fixed asset capitalisation of INR4bn. This provides predictability and stability to the revenue stream. However, the ARR for FY13-FY15 has been calculated based on a closing regulated return base of INR22.2bn which includes INR7.23bn as assets capitalised in FY12. As the assets capitalised in FY12 are lower at INR5.6bn, the true-up ARR figures will be lower than the ones currently approved by DERC.

Figure 4

ARR for FY13-FY15

Particulars (INRm)	FY13	FY14	FY15
ARR (current year)	5,587	6,394	7,348
Additional power purchase liability for period (FY02-FY07)	97.2		
Payment to Pension Trust	1,600		
Total ARR	7,554	6,394	7,348

Source: DTL, Ind-Ra

### High Leverage and Healthy Coverage

DTL's leverage remained high on account of high debt levels for large capex over FY08-FY12 and planned capex over FY13-FY15. Leverage was lower in FY12 as revenue included prior period items. However, interest coverage remained healthy as 20%-30% of the interest expense is capitalised as it is a part of interest during construction. The company has relied primarily on long-term debt from GoNCTD and banks for meeting its capex requirements.

Figure 5  
Leverage

Particulars	FY10	FY11	FY12
Debt (INRbn)	10.8	13.3	20.3
Net leverage (x)	4.12	3.51	1.19
Interest expense (INRm)	791	1,169	1,678
Interest capitalised (INRm)	274	583	1141
% Interest capitalised	35	50	68
Gross interest coverage (x)	4.2	6.1	23.8

Source: DTL, Ind-Ra

Figure 6  
Debt Structure

Particulars(INRm)	FY10	FY11	FY12
Power bonds	2,000	2,000	2,000
Bank Loans	4,300	10,505	11,990
Others	318	292	263
From state government	4,144	443	6039
Overdraft		24	
Total debt	10,762	13,263	20,291

Source: DTL, Ind-Ra

*C. N. S.*

D. K. SINGH

Company

DELHI TRANSCO Ltd.  
Shakti Sदन, Kutta Road  
New Delhi 110002

- 27 -

Annex 1

Figure 7

Financial Summary

Particulars (INRm)	Mar 09	Mar 10	Mar 11	Mar 12
<b>Profitability</b>				
Revenue	3,266	3,363	4,542	14,122
Revenue growth (%)	42	3	35	211
Operating EBIT	1,920	1,682	2,901	11,818
Operating EBITDA	2,450	2,201	3,594	12,780
Operating EBITDA margin (%)	75	65	79	90
FFO return on adjusted capital (%)	19	16	14	32
Free cash flow margin (%)	-5	-113	-149	-21
<b>Coverage Ratios</b>				
FFO gross interest coverage	3.4	3.7	4.5	20.0
Operating EBITDA/gross interest expense	4.9	4.2	6.1	23.8
FFO fixed charge coverage (inc. rents)	3.4	3.7	4.5	20.0
FCF debt-service coverage	0.7	-6.3	-10.1	-4.6
Cash flow from operations/capex	0.9	0.2	0.2	0.6
<b>Debt Leverage of Cash Flow (x)</b>				
Total debt with equity credit/operating EBITDA	2.6	4.9	3.7	1.6
Total debt less unrestricted cash/operating EBITDA	2.1	4.1	3.5	1.2
<b>Balance Sheet Summary</b>				
Cash and equivalents (unrestricted)	1,022	1,695	634	5,075
Restricted cash and equivalents				
Short-term debt			24	
Long-term senior debt	1,768	6,618	12,797	14,253
Subordinated debt	4,507	4,144	442	6,039
Equity credit				
Total debt with equity credit	6,275	10,762	13,263	20,291
Off-balance-sheet debt	643	0		
Lease-adjusted debt	6,918	10,762	13,263	20,291
Fitch- identified pension deficit				
Pension adjusted debt	6,918	10,762	13,263	20,291
<b>Cash Flow Summary</b>				
Operating EBITDA	2,450	2,201	3,594	12,780
Gross cash interest expense	-501	-524	-587	-537
Cash tax	-48	-38	-324	-2,098
Associate dividends			4	3
Other Items before FFO (incl. interest receivable)	-931	-211	-628	165
Funds from operations	970	1,428	2,059	10,313
Change in working capital	701	-336	-295	-5,772
Cash flow from operations	1,671	1,092	1,764	4,541
Total non-operating/non-recurring cash flow	30	50	10	
Capital expenditures	-1,792	-4,848	-8,401	-7,527
Dividends paid	-83	-106	-127	0
Free cash flow	-174	-3,812	-6,754	-2,986
Net (acquisitions)/divestitures				
Net equity proceeds/(buyback)			3,190	
Other cash flow items	1	-2	2	398
Total change in net debt	-173	-3,814	-3,562	-2,588

Source: DTL, Ind-Ra

*Chir*

Delhi Transco Limited  
Sadan, Kufra Road  
New Delhi 110004

- 28 -

Annex 2: Details of Bank Facilities as of July 2013

Figure 8

Working Capital Facilities

Facility	Rating	Sanction (INRm)
Non-fund-based limits		
Union Bank of India	IND A+/IND A1	1,000
<b>Total non-fund-based Limits</b>		<b>1,000</b>

Source: DTL, Ind-Ra

Figure 9

Long-Term Loan/Facilities

Loan	Rating	Outstanding/Sanction (INRm)
State Bank of India	IND A+	4,239
Allahabad Bank	IND A+	761
<b>Total long-term loans</b>		<b>5,000</b>

Source: DTL, Ind-Ra

*C/Min*

H. K. [Signature]  
Company Secretary  
DELHI TRANSCO LTD.  
Shakti Sadan, Kotla Road  
NEW DELHI 110002

The ratings above were solicited by, or on behalf of, the issuer, and therefore, India Ratings has been compensated for the provision of the ratings.

ALL CREDIT RATINGS ASSIGNED BY INDIA RATINGS ARE SUBJECT TO CERTAIN LIMITATIONS AND DISCLAIMERS. PLEASE READ THESE LIMITATIONS AND DISCLAIMERS BY FOLLOWING THIS LINK: [HTTP://WWW.INDIARATINGS.CO.IN/UNDERSTANDINGCREDITRATINGS.JSP](http://www.indiaratings.co.in/understandingcreditratings.jsp) IN ADDITION, RATING DEFINITIONS AND THE TERMS OF USE OF SUCH RATINGS ARE AVAILABLE ON THE AGENCY'S PUBLIC WEBSITE [WWW.INDIARATINGS.CO.IN](http://www.indiaratings.co.in). PUBLISHED RATINGS, CRITERIA, AND METHODOLOGIES ARE AVAILABLE FROM THIS SITE AT ALL TIMES. INDIA RATINGS' CODE OF CONDUCT, CONFIDENTIALITY, CONFLICTS OF INTEREST, AFFILIATE FIREWALL, COMPLIANCE, AND OTHER RELEVANT POLICIES AND PROCEDURES ARE ALSO AVAILABLE FROM THE CODE OF CONDUCT SECTION OF THIS SITE.

Copyright © 2013 by Fitch, Inc., Fitch Ratings Ltd. and its subsidiaries. One State Street Plaza, NY, NY 10004. Telephone: 1-800-753-4824, (212) 908-0500. Fax: (212) 480-4435. Reproduction or retransmission in whole or in part is prohibited except by permission. All rights reserved. In issuing and maintaining its ratings, India Ratings & Research (India Ratings) relies on factual information it receives from issuers and underwriters and from other sources India Ratings believes to be credible. India Ratings conducts a reasonable investigation of the factual information relied upon by it in accordance with its ratings methodology, and obtains reasonable verification of that information from independent sources, to the extent such sources are available for a given security or in a given jurisdiction. The manner of India Ratings' factual investigation and the scope of the third-party verification it obtains will vary depending on the nature of the rated security and its issuer, the requirements and practices in the jurisdiction in which the rated security is offered and sold and/or the issuer is located, the availability and nature of relevant public information, access to the management of the issuer and its advisers, the availability of pre-existing third-party verifications such as audit reports, agreed-upon procedures letters, appraisals, actuarial reports, engineering reports, legal opinions and other reports provided by third parties, the availability of independent and competent third-party verification sources with respect to the particular security or in the particular jurisdiction of the issuer, and a variety of other factors. Users of India Ratings' ratings should understand that neither an enhanced factual investigation nor any third-party verification can ensure that all of the information India Ratings relies on in connection with a rating will be accurate and complete. Ultimately, the issuer and its advisers are responsible for the accuracy of the information they provide to India Ratings and to the market in offering documents and other reports. In issuing its ratings India Ratings must rely on the work of experts, including independent auditors with respect to financial statements and attorneys with respect to legal and tax matters. Further, ratings are inherently forward-looking and embody assumptions and predictions about future events that by their nature cannot be verified as facts. As a result, despite any verification of current facts, ratings can be affected by future events or conditions that were not anticipated at the time a rating was issued or affirmed.

*C Miller*

M. K. MALIK  
Company Director  
DELHI TRANSCO LTD.  
30 Sadan, Kotla Road  
New Delhi: 110008

The information in this report is provided "as is" without any representation or warranty of any kind. A rating provided by India Ratings is an opinion as to the creditworthiness of a security. This opinion is based on established criteria and methodologies that India Ratings is continuously evaluating and updating. Therefore, ratings are the collective work product of India Ratings and no individual, or group of individuals, is solely responsible for a rating. The rating does not address the risk of loss due to risks other than credit risk, unless such risk is specifically mentioned. India Ratings is not engaged in the offer or sale of any security. All India Ratings reports have shared authorship. Individuals identified in a India ratings report were involved in, but are not solely responsible for, the opinions stated therein. The individuals are named for contact purposes only. A report providing a rating by India Ratings is neither a prospectus nor a substitute for the information assembled, verified and presented to investors by the issuer and its agents in connection with the sale of the securities. Ratings may be changed or withdrawn at any time for any reason in the sole discretion of India Ratings. India Ratings does not provide investment advice of any sort. Ratings are not a recommendation to buy, sell, or hold any security. Ratings do not comment on the adequacy of market price, the suitability of any security for a particular investor, or the tax-exempt nature or taxability of payments made in respect to any security. India Ratings receives fees from issuers, insurers, guarantors, other obligors, and underwriters for rating securities. The assignment, publication, or dissemination of a rating by India Ratings shall not constitute a consent by India Ratings to use its name as an expert in connection with any registration statement filed under the United States securities laws, the Financial Services and Markets Act of 2000 of the United Kingdom, or the securities laws of any particular jurisdiction including India. Due to the relative efficiency of electronic publishing and distribution, India Ratings research may be available to electronic subscribers up to three days earlier than to print subscribers.